

## A Hybrid System of Gesture Recognition using Median filter and Arduino Nano

G.Aravindh<sup>1</sup>, S.Neranjana<sup>2</sup>, S.Asraf Khan<sup>3</sup>, M.Harikrishnan<sup>4</sup>

*Final Year , Department Of Computer Science And Engineering<sup>1,3,4</sup>,  
Assistant Professor, Department Of Computer Science And Engineering<sup>2</sup>,  
IFET College Of Engineering, Villupuram.*

### ABSTRACT

*Automation has become essential in real world scenario. There are various types of automations like building automation, industrial automation, Home automation, Artificial Intelligence, etc. Smart can be a potential application which provides support to elderly or disabled persons. Home automation controls home appliances remotely and automatically. Day by day the interaction between machines and humans is being decreased. Nowadays hand gesture based home automation is getting more importance. Gesture recognition refers to recognizing the motion of the human parts like hand, face, etc. Most of the electronic components manufacturers focus on the hand gesture b. In this proposed work MATLAB based algorithm has been used. This proposed work uses tools for recognition and processing the hand gesture. Object detection algorithm is implemented to accomplish the above. Initially camera captures the image and it is processed by the MATLAB, if the preloaded gesture is matched with the existing gesture the data will be sent to the microcontroller, then the home appliances are controlled. There are other applications which could be controlled by a gesture such as media players, robots and virtual objects. The hardware module consists of camera, PIC microcontroller, model home gate, power supply, LED, GSM module. This hardware module is communicated with simulation software using a USB to serial converter bus which comes along with driver software.*

**Keywords -Gesture control, MATLAB, Gesture recognition, model home gates.**

### I. INTRODUCTION

In this proposed work we have executed the motion controlled home computerization utilizing MATLAB reenactment programming through the microcontroller. Taking in concern the everyday difficulties on the planet with developing advances in typical life, the accompanying proposed work was made. The issue of incapacity is increasing significance everywhere throughout the world. At the same Time, there is a system of Non-Governmental Organizations working for the improvement of people with physical incapacities. Accordingly giving answer for the ineptitudes is the prime saying of this work. In this proposed work Gesture assumes a noteworthy part. A signal is a type of non-vocal collaboration where human body movement has the capacity to impact on the specific discourse and even message or correspondence. Motions incorporate development of the hands, face, head and different parts of the body. Signals enable people to convey an assortment of sentiments

and musings, from scorn and antagonistic vibe to endorsement and fondness. There are different applications which could be controlled by a motion to incorporate media players, remote controllers, robots, and so on. Signal acknowledgment is the numerical elucidation of a human activity by registering gadget. In different courses, connection with PCs or other gear utilizing motions of the human activities, normally hand developments is productive. In the signal acknowledgment innovation, a camera peruses the activities of the human body and imparts the information to a PC that uses the motions as a contribution to control gadgets or applications.

## II. SCOPE

Hand movements are utilized to control the home apparatuses, for example, fans, lights, and so forth. The stage utilized for the acknowledgment of the signal is the MATLAB recreation instrument. Once the principal signal is caught by the camera and afterward handled, one machine is controlled, at that point it is required to recompile the program. Research is going for controlling all the home appliances by signals once the program is on run. The future headway will be founded on the Iota premise, we can control the home apparatuses in and around the globe by the assistance of web of things. The machines as well as these motions are utilized to control volumes tuning, TV channels, speed controls, the controller of a fan can be controlled As indicated by the motion. By the future progression innovations signals can be utilized to control autos and even programming applications. It can give astounding pictures, elite, high exactness and high solid approach to control the gadgets.

## III. BLOCK DIAGRAM

The Figure 4.1 demonstrates the square outline of the Gesture based home computerization framework utilizing Fast corner recognition calculation strategy alongside the clarification of the calculation of the Fast Fourier Transform. It speaks to the different advances engaged with signal acknowledgment process alongside the equipment parts required for the controlling of the home machines. In this the reproduction device for the handling of signal picture is interfaced with the hard product utilizing USB to serial converter.

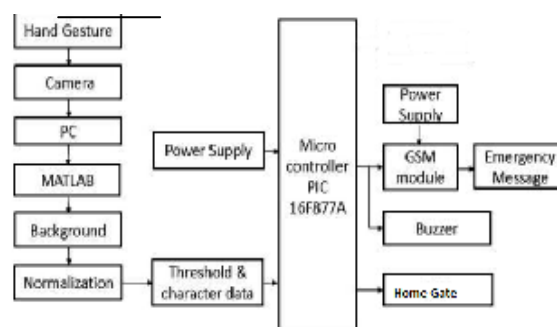


Figure 1. Block diagram of gesture based home

Automation system

#### **IV. PROPOSED METHODOLOGY**

In this proposed system using the gesture recognition we can control the all entry gates such as school, college, home etc., with in the place itself. Stages incorporate MATLAB, Lab VIEW, and so forth. The distinctive techniques incorporates vision based frameworks, glove based frameworks, strategy in light of Acoustic, Tactile, Optical, Bionic and Motion. Signal recognition in view of the MATLAB recreation device is anything but difficult to process the picture caught by the camera. Be that as it may, it is hard to get the exact identification, on the grounds that the coordinating of preloaded motion with the current signal is a mind boggling errand. Question recognition technique straightforwardly distinguishes the protest, which has a high exact as it were. At first the continuous picture is caught from the webcam, at that point by utilizing the NL Harris calculation foundation partition, standardization, averaging 4 focuses and scaling channel should be possible. To process the picture and perceiving the hand signal will be the most troublesome assignment. Such troublesome errand comprises of two appearances: In the first, motions of a hand might be differ for people to people and even motion position of a hand likewise may fluctuates. So that a Motion is preloaded in the MATLAB for the simple handling of the picture. The second test is that the edge esteem may shifts for camera to camera, differentiate and at times it might change for foundation. In the MATLAB reproduction device an estimation of the limit is stacked, it might contrasts from the give or take deviation go. On the off chance that the deliberate limit is inside a range it go into the circle and execute the expected procedure in light of the calculation.

#### **V. VIDEO INPUT**

The video contribution for this procedure is taken utilizing a Web camera. By running the MATLAB program the camera is turned on following couple of moments. At that point the video begins pursuing that, if the motion is appeared against the video running in the continuous procedure. The defer time for catching the picture in the running video is settled. At long last the video is changed over into the edges. The video measure is acclimated to 640 x 480 pixels.

#### **VI. CORNER POINT DETECTION ALGORITHM**

Different applications requires remembering no less than two pictures toward the true objective to focus information from them. For instance, if two progressive casings in a video grouping taken from a moving camera can be connected, it is anything but difficult to separate data about the profundity of articles in the earth and speed of the camera. The power technique for looking at every pixel in the two pictures is computationally extreme for the greater part of uses. Instinctively, one can picture relate two pictures by coordinating just areas in the picture that are somehow fascinating Such shows are implied as interest centers and are discovered utilized an interest point locator. Finding an association between pictures is then performed using only these core interests.

## **VII. HARDWARE DESCRIPTION**

This chapter deals with the detailed description of all the hardware components and their functions. It describes about gesture recognition tools, PIC micro controller, GSM module. It's shown in figure



Figure 2. Overall Hardware Setup

It consists of power supply modules, gesture recognition tool, DC motors and LED

### **A. GSM Module**

GSM MODEM is a class of remote MODEM devices are planned for correspondence of a PC with the GSM orchestrate. It requires a SIM (Subscriber Identity Module) card simply like mobile phones to establish correspondence with the framework. Also it has IMEI (International Mobile Equipment Identity) number like phones for their unmistakable confirmation. A GSM MODEM can perform different activities like get, send or delete SMS messages in a SIM.Read, additionally incorporate tasks like look for phonebook sections and furthermore it Make, Receive, or reject a voice call. The MODEM needs AT charges, for coordinating with processor or controller, which are granted through serial correspondence. These charges are sent by the controller/processor. The MODEM sends back a result after it gets a charge. Different AT orders supported by the MODEM can be sent by the processor/controller/PC to connect with the GSM cell orchestrate.



### C. USB to Serial Converter

A standard RS232 USB to serial converter with a DB9 connector is for the most part easy to interface with a serial device, simply relate the DB9 connector to the serial contraption, the DB9 connectors ought to be female/male to have the ability to partner, and it is space if one of the connectors has thumb screws and interchange has nuts. By and large withdrew connectors and converters are simply utilized if the customer needs to also guarantee the device or equipment related with the framework (in case the rigging is of high regard), or if there are inspirations to guess high voltage spikes or equivalent in the framework.



Figure 3. GSM Module

### B. DC Motor

A DC motor is any of a class of electrical machines that devotees facilitate current electrical power into mechanical power. The broadly use of sorts rely upon the qualities conveyed by fields (i.e.:- appealing). Over a wide range ADC motor's speed can be controlled, utilized either as a variable supply voltage or by changing the nature of current in its field windings. DC motors are once in a while utilized as a piece of devices, toys, and machines. Also it is a lightweight motor that can take a shot at coordinate present utilized for smaller power apparatuses and machines. Greater DC motors are used as a piece of electric vehicles, lift and derricks or in drives for steel moving factories.



Figure 4. DC Motor

### VIII. SOFTWARE DESCRIPTION

#### A.MATLAB

MATLAB (system examine office) is a multi-perspective fourth-period programming tongue. A selective programming lingo made by Math Works, MATLAB grants structure controls, plotting of limits and data, execution of computations, development of UIs, and cover programs composed diverse vernaculars including C, C++, Java, FORTRAN, and Python. Despite the fact that MATLAB is arranged fundamentally for numerical handling, decision device compartment uses MiPads ordinary engine, giving access to essential enlisting limits. An additional package, Simulink, incorporates graphical work seat and notorious outline for dynamic and embedded structures.

### IX. RESULTS AND DISCUSSION

#### GESTURE 1

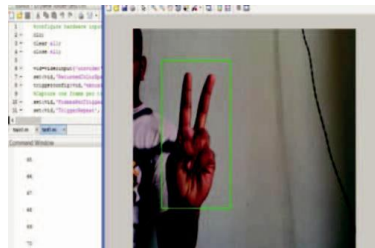


Figure 5.1.a captured

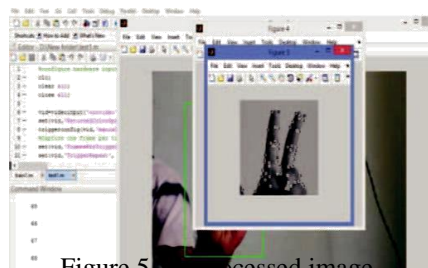
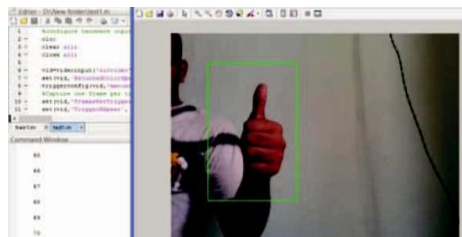


Figure 5.1.b processed image

#### GESTURE 2



5.2.a captured image

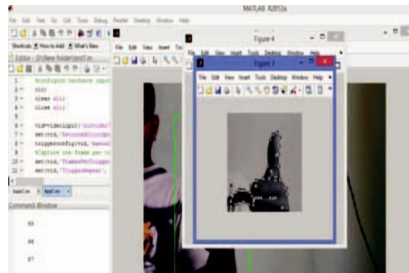


Figure Figure 5.2.b processed image

## X. CONCLUSION AND FUTURE WORK

### A. Conclusion

In this proposed work the hand gestures are captured by the web camera and then the image is processed using the simulation tool called MATLAB. Based on the gestures used the different threshold values are generated based on that home gates are controlled by the PIC Microcontroller. This gesture recognition process is completely efficient for the light background, and in the same way the gesture recognition for the dark backgrounds and noisy conditions will differs by the threshold values. Corner point detection algorithm is used for the gesture processing and it is noiseless and effective for the recognition of the each gestures. Fast Fourier Transform algorithm is used for the fast processing of the gestures for the generation of the threshold. This method is very accurate than hand glove based gesture recognition process. The MATLAB compatible with PIC microcontroller is cost effective and easy to interface with PC than the Adriano compatible with MATLAB simulation tool.

### Future Work

Hand motions are utilized to control the home machines, for example, fans, lights, and so on. The platform accessed for the acknowledgment of the motion is the MATLAB reproduction apparatus. The future headway will be founded on the Iota premise, we can control the home apparatuses in and around the globe by the assistance of web of things. The appliances uses these motions to control volumes tuning, TV channels, speed controls, the controller of a fan can be controlled by the signal. By the future progression innovations motions can be utilized to control autos and even programming applications.

## REFERENCES

- [1]. Aditya, Arum Ramamurthy et al (2014), 'Recognition of dynamic hand gestures', International Journal of Recent Technology and Engineering (IJRTE), Vol.11, No.10, pp.14-34.
- [2]. Deva G. Patel (2015), 'Point Pattern Matching Algorithm for Recognition of Gestures', International Journal of Recent Technology and Engineering (IJRTE), Vol.31, No.2, pp.20-33.
- [3]. Du Xingjian, Liu Chummier and Yu Yongxia (2014), 'Analysis of Detection and Track on Partially Occluded Face', International Conference on Information Technology and Applications (ICITA), Vol.3, No.4, pp.158-161.
- [4]. Hussein Abdul (2015), 'Design and Implementation of Appliance Control',

International Journal of Computer Applications(IJCA), Vol.101, No.9, pp.975-984.

- [5]. Kumar.C,Lindu.A.(2014), 'An Efficient Skin Illumination Compensation Model for Efficient Face Detection', Annual Conference on IEEE Industrial Electronics, Vol.,No.6,pp.3444-3449.